




M-LOK® DOVETAIL ADAPTER - PRO CHASSIS FULL RAIL

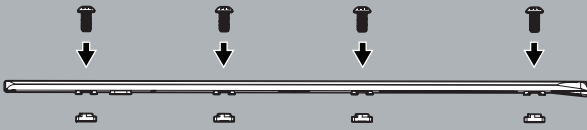
for RRS®/ARCA® Interface



- ⚠ **WARNING:** BEFORE STARTING, MAKE SURE THE WEAPON IS UNLOADED, THE CHAMBER IS EMPTY, AND THE SAFETY ENGAGED.
- ⚠ **CAUTION:** PLEASE READ ALL INSTRUCTIONS BEFORE PROCEEDING. COMPONENTS UNDER SPRING PRESSURE MAY EJECT FORCEFULLY AND COULD CAUSE INJURY.
- ⚠ **WARNING:** OBSERVE SAFE FIREARM HANDLING PRACTICES AT ALL TIMES. FAILURE TO DO SO MAY RESULT IN SERIOUS BODILY INJURY OR DEATH. MAGPUL INDUSTRIES SHALL NOT BE RESPONSIBLE FOR INJURY, DEATH OR PROPERTY DAMAGE RESULTING FROM FAULTY INSTALLATION, MISUSE, ILLEGAL USE, OR MODIFICATION OF THIS PRODUCT.

INSTALLATION INSTRUCTIONS

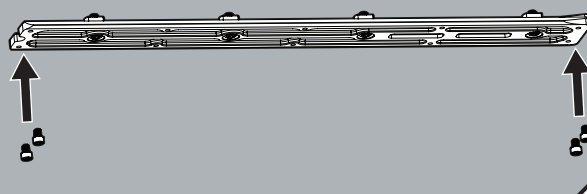
STEP 1: INSTALL T-NUTS AND SCREWS TO THE M-LOK® DOVETAIL ADAPTER



Insert the *Screws* through the *M-LOK Dovetail Adapter* and, using a $1/8$ " hex key, thread the *T-Nuts* with the "stem" of the nut facing towards the mount. Initial installation may be stiff due to the nylon thread patch on the *Screws*.

See enclosed *M-LOK Accessory Instruction Sheet* for detailed *M-LOK* instructions. (072-0087)

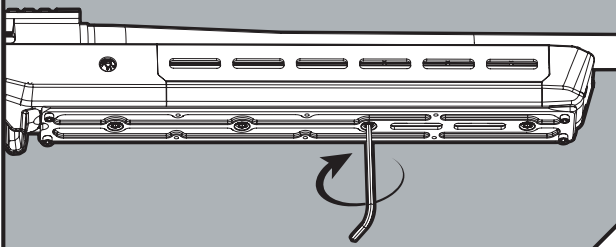
STEP 2: INSTALL INDEX SCREWS TO THE M-LOK DOVETAIL ADAPTER



Insert the supplied $6-32 \times 3/16$ " *Socket Head Cap Screws (Index Screws)* through the *M-LOK Dovetail Adapter* on the desired location and hand tighten to 10 in-lbs. using a $7/64$ " hex key.

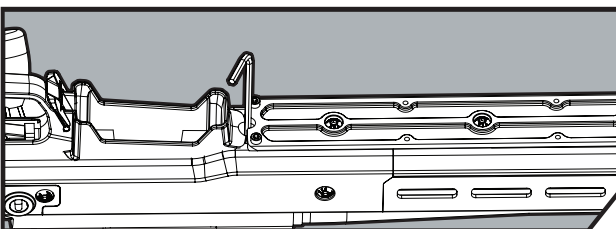
NOTE: Use of the $6-32 \times 3/16$ " *Socket Head Cap Screws* is recommended as the hardware acts as an index point and can aid the end user in maintaining their accessories mounted on the adapter. Not using the index screws may lead to accidental slippage and potential personal injury and damage of the accessories and/or firearm.

STEP 3: INSTALL THE M-LOK DOVETAIL ADAPTER TO THE HAND GUARD OR FOREND



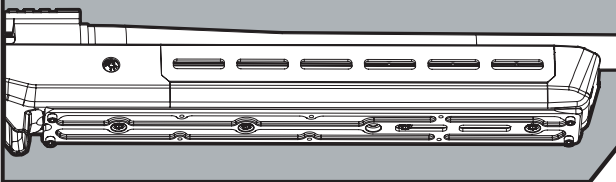
Align the *M-LOK Dovetail Adapter* using the *M-LOK lugs* at the desired install location and secure the *M-LOK Screws* using a $1/8$ " hex key. See enclosed *M-LOK accessory instruction sheet* for detailed *M-LOK* instructions. (072-0087)

WARNING: DO NOT OVER-TIGHTEN. Over-tightening may result in damage to the accessory or surface.



NOTE: The *M-LOK Dovetail Adapter* has a hardware access feature to allow removal of the front action a rifle when mounted on a *Magpul Pro* chassis without needing the removal of the *Dovetail Adapter* from the chassis.

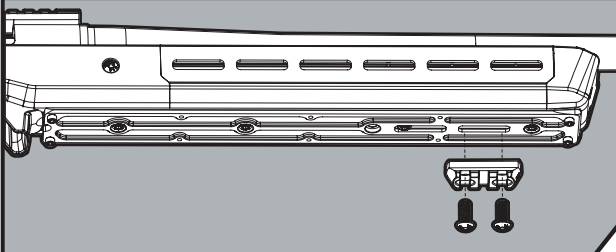
STEP 4: VERIFY INSTALLATION



Perform final inspection including function test to verify correct installation.

NOTE: ALWAYS TEST FIRE YOUR WEAPON BEFORE USING IT IN AN OPERATIONAL ENVIRONMENT.

INSTALL OPTIONAL M-LOK ACCESSORIES



NOTE: The *M-LOK Dovetail Adapter* is designed to accommodate accessories up to two *M-LOK* slots in length.