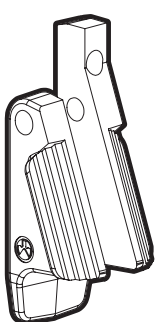




MOE[®]-EVO ENHANCED MAGAZINE RELEASE

for CZ Scorpion EVO 3 firearms

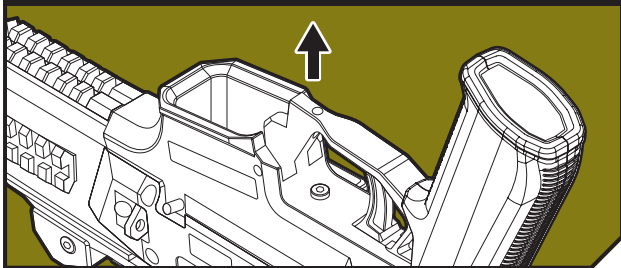


MOE

- ⚠ **WARNING:** BEFORE STARTING, MAKE SURE THE WEAPON IS UNLOADED, THE CHAMBER IS EMPTY, AND THE SAFETY ENGAGED.
- ⚠ **CAUTION:** PLEASE READ ALL INSTRUCTIONS BEFORE PROCEEDING. COMPONENTS UNDER SPRING PRESSURE MAY EJECT FORCEFULLY AND COULD CAUSE INJURY.
- ⚠ **WARNING:** OBSERVE SAFE FIREARM HANDLING PRACTICES AT ALL TIMES. FAILURE TO DO SO MAY RESULT IN SERIOUS BODILY INJURY OR DEATH. MAGPUL INDUSTRIES SHALL NOT BE RESPONSIBLE FOR INJURY, DEATH OR PROPERTY DAMAGE RESULTING FROM FAULTY INSTALLATION, MISUSE, ILLEGAL USE, OR MODIFICATION OF THIS PRODUCT.

INSTALLATION INSTRUCTIONS

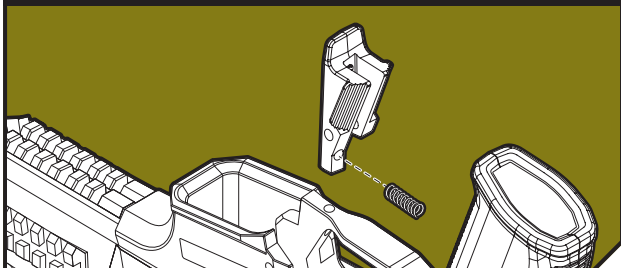
STEP 1: REMOVE ORIGINAL MAGAZINE RELEASE



Using a 5/32" roll pin punch, carefully drive out the magazine release pin, and remove the original magazine release from the trigger unit casing.

Remove the magazine release spring and magazine release pin, retaining them for reinstallation.

STEP 2: POSITION THE MOE-EVO ENHANCED MAGAZINE RELEASE

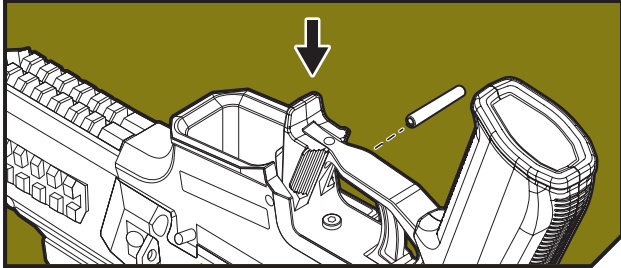


Insert the magazine release spring into the spring pocket in the MOE-EVO Enhanced Magazine Release.

NOTE: A small bead of weapon lubricating grease may be applied to the inside of the spring pocket on the Enhanced Magazine Release to keep the magazine release spring seated during installation.


Insert the Enhanced Magazine Release into the trigger unit casing, taking care not to bind the magazine release spring. Line up the holes in the Enhanced Magazine Release with the holes in the trigger unit casing.

STEP 3: INSTALL THE MOE-EVO ENHANCED MAGAZINE RELEASE



Keeping the holes of Enhanced Magazine Release and the trigger unit casing aligned, carefully use a 5/32" roll pin punch to drive the magazine release pin into the trigger unit casing and through the Enhanced Magazine Release, until fully inserted. Ensure that the magazine release pin does not protrude from either side of the trigger unit casing.

STEP 4: VERIFY INSTALLATION



CAUTION: Test Safety Selector and general function before firing.

Ensure that the MOE-EVO Enhanced Magazine Release is under spring tension, moves freely without binding or sticking, and that your magazines securely seat and can be removed without undue effort.

Perform final inspection per CZ Scorpion EVO 3 Instruction Manual to verify proper weapon function.

Always test fire your weapon before using it in an operational environment.